

# Nehalem Bay WATP Influent (OR)

Sample collection date: **September 29, 2021**

## SARS-CoV-2 virus in wastewater

**DETECTED**

Virus concentration  
(copies per liter of sewage)

**50,731**

Normalized\* virus concentration  
(copies per liter of sewage)

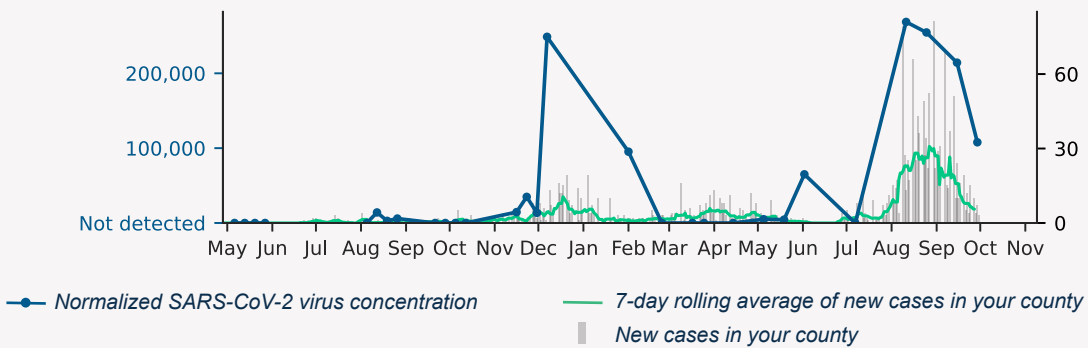
**107,847**

*\*Normalized virus concentration value is derived by adjusting the raw virus concentration to the PMMoV fecal marker in order to account for dilution*

## Normalized virus concentration over time

Normalized SARS-CoV-2 virus concentration (copies / L of sewage)

New cases in county on sampling date



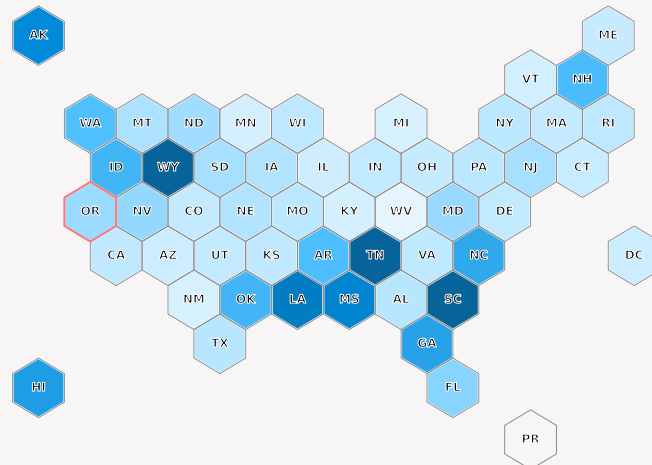
## Overview of normalized virus concentration levels

State-level mean of samples  
(collected in the past 6 weeks)

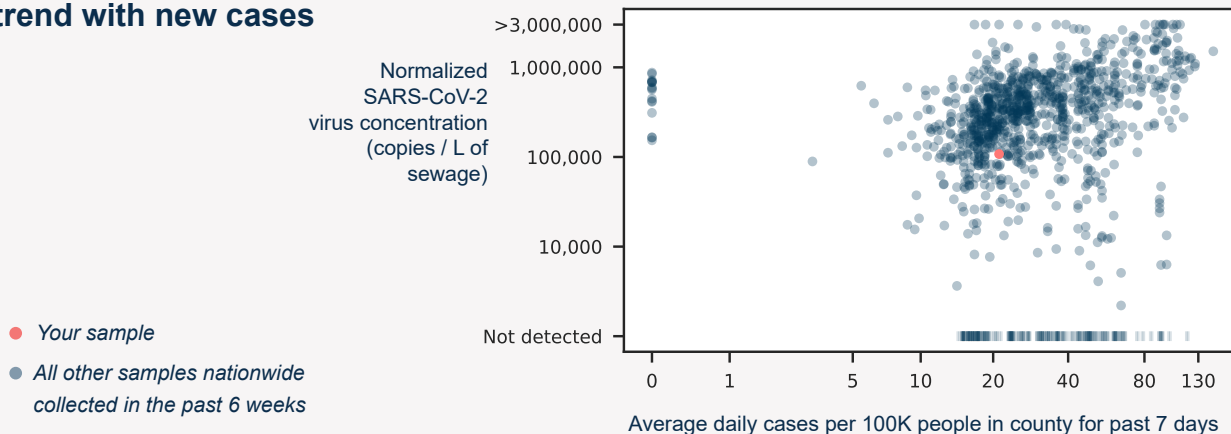
lower  higher

Color indicates normalized virus concentration level

Your state outlined in red

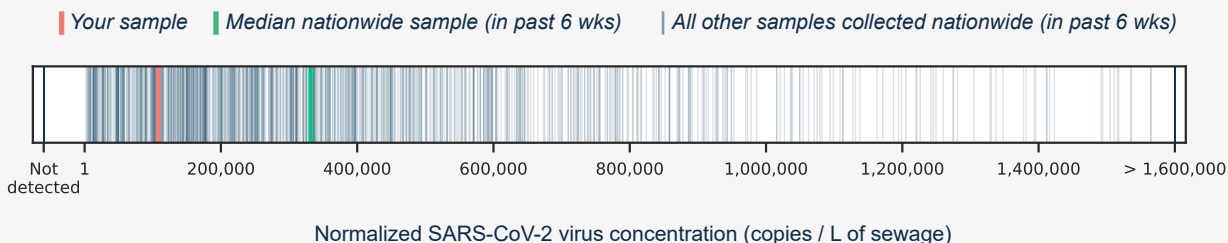


### Normalized virus concentrations trend with new cases



### Normalized virus concentrations in comparison

Your sample has higher concentration levels than **17%** of all quantifiable samples collected in the past six weeks.



Learn more about Biobot's protocols and methodology by visiting <http://www.biobot.io/covid19-report-notes>